

























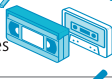





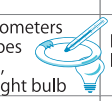





# Pick up day for non-burnable trash and recyclable trash and how to sort.

## Schedule for Collection

Contact Kankyou Keizai ka (Environment and Economy Division ) for January schedule. 95-1613

	1st Sunday of the month	2nd Sunday of the month	3rd Sunday of the month	4th Sunday of the month
Areas	Kogita,Yono,Kakita, Satsukigaoka	Nakaoguchi, Shimooguchi	Oyashiki,Kamioguchi,Nakaoki, Futatuya,Hagishima	Akita,Toyota,Totsubo, Shinmiya

## How to sort

Non-inflammable	Middle sized Trash	Inflammable Middle sized Trash Non-inflammable Middle sized Trash	Once a month	Umbrellas, Stuffed animals, Microwave Ovens		Please sort by items		<ul style="list-style-type: none"> <li>●Non-inflammable trash bigger than 30cm, and less than 60cm</li> <li>●Trash larger than 60cm is a paid service for pick up individually. Please contact the recycle center</li> </ul>	Not collected at the recycle center
	Landfilled Trash	Ceramics Glass		Glasses, Ceramic bowls Broken glass bottles		Put in a gray basket		<ul style="list-style-type: none"> <li>●Ceramic, glass dishes, objects</li> <li>●Separate from the wrapping paper</li> <li>●Soil, sand, debris aren't collected</li> </ul>	
Recyclable Trash (Please rinse containers)	Cans	Steel Cans	Once a month	Canned food Canned coffee Spray cans		Orange Bag		<ul style="list-style-type: none"> <li>●Please degass the spray can</li> <li>●Please separate the parts with different materials</li> <li>●Please rinse not to leave any remainders inside them before disposal.</li> </ul>	
		Aluminum Can		Canned juice Canned beer		Black bag			
	Metals	Small metals		Screws,Razors Cooking knives Scissors		Gray basket		<ul style="list-style-type: none"> <li>●Please put the needles and razors in a container made with steel or such.</li> </ul>	
Recyclable Trash (Please rinse containers)	Glass Bottles	Returnable bottles	Once a month	Beer bottles Sake wine bottles		Blue basket with handles		<ul style="list-style-type: none"> <li>●Please rinse the home-use agricultural chemical bottles not to leave any remainders inside since this is hazardous before disposal</li> <li>●Broken glass is collected as ceramic・glass material listed above. Please rinse well before disposal.</li> <li>●Heat proof baby bottles are collected as landfilled trash.</li> </ul>	
		One way bottles (colored)		Whiskey bottles (colored) Wine bottles		Yellow basket			
		One way bottles (non-colored)		Whiskey bottles (non-colored) Instant coffee Dressing (non-colored)					
		Bottles for cosmetic items		Bottles that contains cosmetic products		Blue basket			
	Plastics (Not to be separate by soft, or hard plastics)	PET bottles	Once a month	PET bottles PET bottles for soy sauce		Blue net bag		<ul style="list-style-type: none"> <li>●Plastic caps are disposed separately in the "Food tray Recyclable plastic" bag,</li> <li>●Please rinse them not to leave any remainders inside before disposing</li> </ul>	
		Food tray Styrofoam tray		Trays Styrofoam tray		Blue net bag		<ul style="list-style-type: none"> <li>●Thick, breakable by hand</li> <li>●Please take off all the stickers and seals and rinse well before disposing</li> <li>●Instant noodle containers are disposed in the "Food tray Recyclable plastic" bag,</li> </ul>	
		Food containers Recyclable plastic		Yogurt containers Egg container Shampoo/Rinse containers Instant noodle packages Instant noodle container		Green bag		<ul style="list-style-type: none"> <li>●If the trash is brought together in a plastic shopping bag, take them out and dispose in a designated bag or basket.</li> <li>●Packages for TOFU, NORI, snacks</li> <li>●Plastic container for convenience store lunch box, milky lotion, eye drops</li> <li>●Packages for frozen food, vegetable net for onions, apples, tangerines</li> <li>●Containers for cooking seasonings, edible oil, food, detergent, shampoo.</li> <li><b>Please rinse well not to have any remainders inside before disposing.</b> <b>(If they cannot be cleaned, dispose in "Other plastic items")</b></li> <li>●Please separate the lid and the container</li> </ul>	
		Other plastic items (leathers)		Shoes,Toy robots Balls,Leather products Tooth brush		Blue bag		<ul style="list-style-type: none"> <li>●Plastic trays, pot for raising seedlings, shoes, bags</li> <li>●CD, cassette tape cases, floppy discs</li> <li>●Plastic sheets for agricultural use are NOT included</li> <li>●Please remove the batteries in the toys.</li> </ul>	
		Video tapes		Video tapes cassette tapes		Blue2 basket		<ul style="list-style-type: none"> <li>●CDs, DVDs, Blue-ray disks are disposed in "Other plastic items"</li> </ul>	
		Cigarette lighters		Cigarette lighters		Blue2 basket (Shallow basket)		<ul style="list-style-type: none"> <li>●Do not leave the contents inside.</li> <li>Use it up or rinse off the inside before disposing.</li> </ul>	
	Special wastes	Dry batteries	Once a month	Dry batteries		Yellow basket		<ul style="list-style-type: none"> <li>●Please take Coin Batteries, NiCad batteries, nickel batteries, and lithium-ion batteries to the store where they collect used batteries.</li> </ul>	
		Fluorescent tubes		Mercury thermometers Fluorescent tubes LED light bulbs, Incandescent light bulb		Light yellow basket		<ul style="list-style-type: none"> <li>●Broken ones are accepted.</li> </ul>	
	Cooking oil waste	Cooking oil waste		Cooking oil		Plastic container		<ul style="list-style-type: none"> <li>●Do not put any engine oil or machine oil</li> </ul>	
	Used paper	Mixed Paper	Twice a month	Paper boxes Wrapping paper Note pads Shredded paper		Green bag (Self-standing bag)		<ul style="list-style-type: none"> <li>●Dispose the shredded paper in paper bags.</li> <li>●Flatten the cartons before disposing.</li> </ul>	